

# Window World<sup>®</sup>

**4000 SERIES**  
DOUBLE-HUNG AND DOUBLE SLIDING  
VINYL REPLACEMENT WINDOWS

**4000 Series  
Double-Hung Window**  
in White.



**AMERICA'S EXTERIOR REMODELER<sup>SM</sup>**

Improving Homes. Changing Lives.<sup>®</sup>

# 4000 SERIES

DOUBLE-HUNG AND DOUBLE SLIDING  
VINYL-REPLACEMENT WINDOWS

4000 Series  
Double Sliding Window  
in White.



Showcase your home with our 4000 Series Vinyl Windows. With top energy efficiency, exceptional strength, and beautifully clean and sleek lines, they'll provide you everything you're looking for, and more.



4000 Series Windows are available in a variety of color options including black matte interior paint.

Energy-efficient options and a variety of stylish design choices offer numerous opportunities to customize our 4000 Series Replacement Windows to suit your needs. Choose to upgrade with our SolarZone® glass packages to help improve thermal performance and reduce energy costs. A variety of operational configurations gives you the ability to select the window style that will make the most of your home. Achieve your most creative design aspirations by choosing from our white, almond, or clay color offerings with options to add an interior woodgrain laminate, rich-hued exterior color, plus multiple distinctive grid patterns or blinds-between-the-glass. After Window World's expert installation, you'll rest assured knowing you've chosen the best quality windows available.



### Best-in-Class Features:

- 1 Welded, heavy-duty vinyl construction provides superior strength and durability while multiple hollow chambers in the mainframe create sealed air spaces for an effective insulating barrier.
- 2 High-density foam is available throughout the mainframe of the double-hung to enhance structural and thermal performance.
- 3 The beveled exterior edge adds style and curb appeal to an already sleek design.
- 4 Dual- and triple-pane insulating glass creates a sealed air space between the panes that is enhanced by our Duralite® warm-edge spacer system.
- 5 Metal reinforcements at the meeting rail add further stability.
- 6 Recessed, opposing cam locks secure your window without interrupting sight lines.
- 7 Heavy-duty weatherstripping and interlocking sashes help to keep weather and wind outside.
- 8 Recessed tilt latches can be released to tilt both top and bottom sashes into the home for easy cleaning.
- 9 Balance channel covers help achieve a finished look.
- 10 Push-button vent latches allow for optimal ventilation while giving you added peace of mind.
- 11 Welded combination sill featuring a deflection leg enhances rigidity and a five-degree slope directs water away from the home and eliminates unsightly weep holes.
- 12 Full-length, integrated ergonomic lift rails provide convenient, easy operation. Bevel on bottom rail makes gripping easy.
- 13 Detent clip keeps the top sash from drifting while an inverted-coil balance system ensures both sashes will stay where you put them, no matter the position.
- 14 An easily removable latching half screen gives you the freedom to let air in while keeping pests out. Featuring BetterVue® mesh, the screen allows you to focus on what's important: the view.

Series consists of double-hung, double sliding, casement, awning, basement, bay and bow, picture, and architectural shape windows.

### Double Sliding Window Features:

- Heavy-duty tandem rollers ensure easy, consistent operation.
- Two- or three-panel configurations are available.

### Energy-Saving Glass Packages:

Our SolarZone® insulated glass packages help you save on heating and cooling costs while also keeping your home more comfortable. In warm weather, SolarZone reduces solar heat gain, minimizes interior glare, and lowers inside glass temperature to save energy and keep you cool. In cold weather, SolarZone helps to control the heat inside your home by providing thermal protection that keeps the inside glass panel warmer.

THERMAL PERFORMANCE COMPARISON <sup>1</sup>				
	DOUBLE-HUNG		SLIDING	
	U-FACTOR	SHGC	U-FACTOR	SHGC
Clear Glass	0.44	0.57	0.44	0.57
SolarZone®	0.27	0.28	0.27	0.27
SolarZone® w/ Foam	0.27	0.28	N/A	N/A
SolarZone® Elite	0.27	0.21	0.27	0.20
SolarZone® Elite w/ Foam	0.26	0.21	N/A	N/A
SolarZone® TG	0.22	0.25	0.21	0.23
SolarZone® Sunshield	0.28	0.13	0.28	0.13
SolarZone® w/ Blinds	0.36	0.23	N/A	N/A
SolarZone® w/ Foam & Blinds	0.35	0.23	N/A	N/A

**Clear Glass:** Dual-pane, double-strength glass with warm-edge spacer system

**SolarZone®:** Dual-pane, double-strength glass with Low-E coating, argon enhancement, and Duralite® warm-edge spacer system


**SolarZone® Elite:** Dual-pane, double-strength glass with HP Low-E coating, argon enhancement, and Duralite® warm-edge spacer system

**SolarZone® TG:** Triple-pane, single-strength glass with warm-edge spacer system, two coatings of Low-E, and argon enhancement

**SolarZone® Sunshield:** Dual-pane, double-strength glass with LoE3-340 coating, argon enhancement, and warm-edge spacer system

**SolarZone® w/ Blinds:** Dual-pane, double-strength glass with Low-E coating, warm-edge spacer system, and blinds-between-the-glass

**Foam Enhancement:** Foam enhancement is injected into the mainframe of the window, providing increased thermal performance



\*Foam-enhanced mainframe and triple-pane glass are optional upgrades on the 4000 Series double-hung and picture window. If foam and triple-pane are both desired, you will receive the 6000 Series.

1: Window values are based on standard 4000 Series offering. Values vary depending on grids and optional glass thicknesses upgrades (1/4" laminated, 1/8" tempered, 3/16" decorative glass etc) STC and HP performance values are also available. SolarZone for products with blinds-between-the-glass does not contain argon gas

# Window World®

## Color Options:

Window World offers a wide variety of color options to complement the interior or exterior style of your home. Classic extruded vinyl colors can be enhanced by expertly applied interior woodgrains and rich-hued interior and exterior finishes. Window World's high-performance color coatings provide low-maintenance, durable color while combining the look of wood-crafted windows with the energy efficiency of vinyl.

### Interior Palette



White Almond Clay\*



Natural Oak Hillside Oak Colonial Cherry

\*Black interior available with black exterior only

† Clay interior available with clay exterior only

### Exterior Palette



White† Bronze Almond Cream Clay



Cocoa Forest Green Black‡

† White exterior not available with almond or clay interior

‡ Grids not available with black exteriors with woodgrain interiors

## Grid Options:

Grids are available in numerous colors, sizes, and patterns to help achieve your desired aesthetic. From simulated divided lite grids, which convey a historical look, to grids-between-the-glass, which allow for easy cleaning, Window World's variety of grid options has something for everyone.

### Simulated Divided Lite



Available in white, clay, or almond only

### Grids-Between-the-Glass



Flat Sculptured

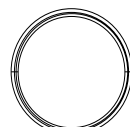
## Blinds-Between-the-Glass

The unique blinds-between-the-glass offer a longer service life than standard blinds while also eliminating the need for dusting. Engineered for ease of use, the internal design makes raising and lowering the blinds simple and intuitive and eliminates the possibility of blinds obstructing window operation. Blinds are not available on the double sliding window.

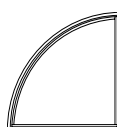


## Architectural Shapes:

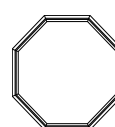
Many standard and custom window shapes are available to fit a wide range of spaces.



Circle



Quarter Circle



Octagon



Hexagon



Extended Oval



Circle Top



Half Eyebrow



Half Octagon



Half Hexagon



Eyebrow

©2022 Window World International, LLC. (International). Window World®, the Window World logo, the Window World Circle "W", and SolarZone® are registered trademarks, "Improving Homes. Changing Lives.™" is a registered service mark, and AMERICA'S EXTERIOR REMODELER<sup>SM</sup> is a service mark of International. Usage of all the referenced marks is limited to authorized licensees of International or franchisees of Window World, Inc., International's authorized licensee. This Window World® franchise location is independently owned and operated under license from Window World, Inc. Specifications subject to change without notice. Intercept is a registered trademark of Vitro. Colors are reproduced by lithographic process and may vary slightly from colors of actual product. Printed in USA. MI-WWi-062.10/22 50M/S1